

# KING <sup>®</sup> Elevators

For Prolonged Support...

1800 PLUS  
CLIENTS+  
3000 PLUS  
INSTALLATIONS  
PAN INDIA

KING ELEVATORS

CELEBRATING  
15 Years  
OF EXCELLENCE

We are the Best Elevator

Manufacturers in India

FOR PROLONGED SUPPORT

[www.kingelevators.com](http://www.kingelevators.com)

# KING<sup>®</sup>↑↓ Elevators

For Prolonged Support...

King Elevators was born with an ambition to reign supreme in the world of elevators and escalators. The rich credentials of knowledge and experience enables KE in providing high quality and economical solutions. The people behind this venture and the technical team at KE have a very deep understanding and experience in vertical transport systems. King elevators lay a lot of emphasis on safety aspect and crisis management. King elevators not only consider the installation but also the maintenance as top priority on our agenda. Many vital components are being sourced from abroad with an effort and strategy to develop non-critical components and products at affordable price range in the Indian market.



for prolonged support

# KING ELEVATORS PVT LTD

INDIA'S FASTEST GROWING ELEVATOR MANUFACTURE COMPANY.

M/s. KING ELEVATORS PVT LTD, an ISO 9001-2008 and OHSAS 18001 Certified Company, possess a dedicated team of elevator engineers having sufficient industry experience and the Quality of Machinery & Installation expertise will be on par with the Leading Elevator Companies in India.

The motto of our Company is to deliver world class products to our customers, to ensure maximum safety conditions, there by building a long lasting trust and relationship with our Customers.

KING Elevators (P) Ltd a dedicated team of elevator experts offers the best & time tested Machines in the Industry. The Quality of machine & installation expertise will be on par with the Leading Elevator Companies in India

We are the Best Elevator

Manufacturers in India

for prolonged  
support

12 YEARS OF CORE EXPERIENCE IN  
LIFTING BUSINESS + WELL TRAINED  
DEDICATED STAFFS

**KING**  <sup>®</sup>  
**Elevators**  
For Prolonged Support...

## ANTI LOCKING

## LIFT DOOR SYSTEM



2300+

SUCCESSFUL PROJECTS



24/7

WORLD CLASS  
CUSTOMER SUPPORT



100%

RELIABILITY



99.99%

HAPPY CUSTOMERS

2000+

Happy **Clients**  
across **India**



CHILDRENS MAKE YOUR LIFE IMPORTANT

**100% SAFE !**  
FOR CHILDRENS

# King Elevators Offers World Class Elevators Assuring Latest Technology

## SAFETY

King Elevator has a company and team work to ensure the equipment complies all regulations and meets the highest level of safety. King Lifts complies with relevant codes and standards

## DESIGN

We provide design solutions with high quality finishes of technologically advanced results. We offer customized lifts to-match specific necessities in terms of the shape, construction modules and structural frames

## COMFORT

King Elevator provides a comprehensive ride comfort for all its lift installations. We are fast and flexible solution provider in the industry. We use advanced control and drive technology. It ensures comfort ride by smooth starts, fine tuned acceleration and braking, and achieves perfect floor leveling for specific designed loads.

for prolonged support



TROUBLE FREE  
INSTALLATION

SUPER FAST  
DELIVERY

365 DAYS  
SERVICE

We will be able to provide our services for the following

- Hydraulic Home Elevators
- Geared Machine upto 1.5 mps
- Machine Room less Elevators MRL upto 2.5 mps
- Hospital Structural Elevators
- Freight Elevators upto 5 mt
- Custom build Elevators with IP Protection

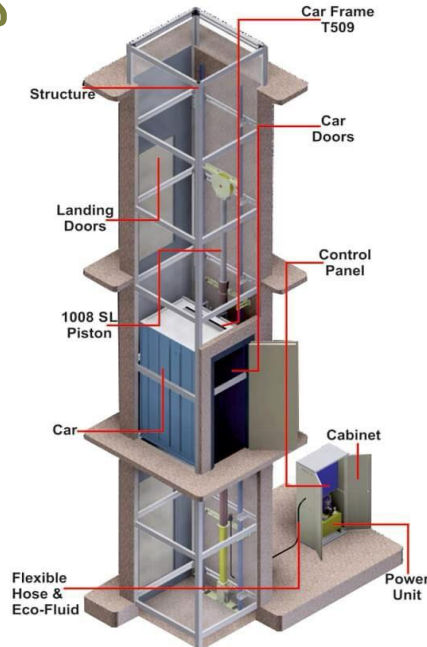
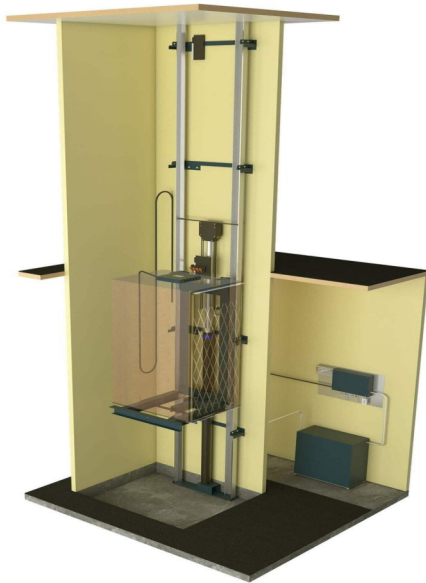
MANY YEARS OF CORE EXPERIENCE IN  
LIFTING BUSINESS + WELL TRAINED  
DEDICATED STAFFS

for prolonged support

# HYRDAULIC IMPORTED HOME ELEVATORS

Simple Conventional Elevator without Pit, Without Headroom

## HOME ELEVATORS WITH 100% SELF-SUPPORTING STRUCTURES



Technical compliance	Imported Italian Machinery Indirect Drive
Drive system	Hydraulic control unit with indirect action by chains
Rated speed	0.15 m/s up to 0.5 m/s
Rated load	Upto 680 kgs
Travel height	12600 to 13100 mm
Number of stops	Max. 5 stops per lift
Number of doors	Max. 12 doors per lift
Pit	120 mm (no pit is required when there is a threshold/ramp)
Shaft top height	Standard 2300 mm depending on shaft type and landing doors.
Platform control	Automatic (one-touch) with call reservation
Environment	Indoor / Outdoor
Emergency lowering	Battery-operated emergency lowering
Control voltage	12 / 24V

## Home Lifts (Glass & Metal)

- No Greasing or oil replacement
- No headroom Required
- 0.6mps/1 mps speed
- 6 stop variant
- Vastu Compliant
- TUV certified
- Pit of 250mm
- No machine room
- New technology with IOT
- Single-phase/ Three Phase
- Can be updated with software
- Comes with SS finished glass Platform
- Coin tested for an ultra-smooth ride
- Can Operated by Phone

This is a High Class with an elegant stainless steel frame that holds the glass rigidly and has no sharp edges or visible screws. Also provides a good view at the landings.

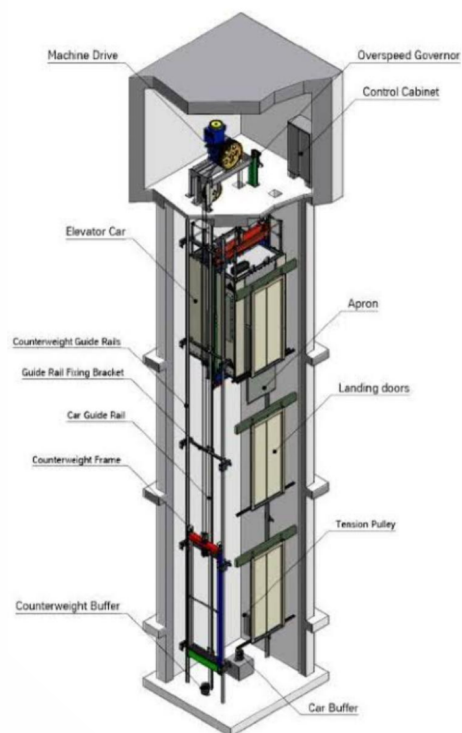
There is a great demand for compact home elevators in individual bungalows and residential requirements and to cater to this segment, we offer different types and sizes of home elevators.

We offer the MRL traction elevators with a capacity of 3 or 6 passengers to cater to typical small family needs. This system will not require regular machine room arrangement for installation and three phase power supply for its operation.



## MR GEARED ELEVATORS

### Simple conventional Elevator



Capacity - 4 Passengers To 5 Ton

Drive - Close loop Selective Collective Controller with VVVF Drive and ARD  
Open loop down collective controller with VVVF Drive and ARD

Speed - Up to 1.5 m/s

Door Type - Manually operated swing door, IFG gate Manually operated telescopic sliding door, Automatic centre opening door, Automatic telescopic door

CAPACITY		LIFT WELL		CABIN		OPENING	
PER	KGS	W	D	W	D	E	H
4P	272	1250	1350	900	800	600	2000
		1530	1400	1100	700		
5P	340	1530	1500	1100	950	700	
6P	408	1600	1600	1100	1000		
		1530	1600	1100	1000		
8P	544	1700	1700	1300	1100	800	
		1800	1800	1200	1200		
10P	680	1750	1900	1350	1300		
		1800	1900	1400	1300		
13P	884	1750	2400	1200	2000	900	
16P	1088	2100	2400	1300	2000	1000	
goods	2000	2500	3000	1600	2500	1600	2200
goods	3000	3000	3500	2000	3000		



# MRL GEARLESS ELEVATORS

Machine Room Less



German  
Technology  
Motor

Capacity - 4 Passengers To 5 Ton

Drive - Close loop Selective Collective Controller with VVVF  
Drive and ARD

Speed - 0.40 m/s to 2.5 m/s

Door Type - Manually operated swing door, IFG gate Manually operated  
telescopic sliding door, Automatic centre opening door,  
Automatic telescopic door

CAPACITY		LIFT WELL		CABIN		OPENING	
PER	KGS	W	D	W	D	E	H
4P	272	1250 1530	1350 1400	900 1100	800 700	600	2000
5P	340	1530	1500	1100	950	700	
6P	408	1600 1530	1600 1600	1100 1100	1000 1000	700	
8P	544	1700 1800	1700 1800	1300 1200	1100 1200	800	
10P	680	1750 1800	1900 1900	1350 1400	1300 1300	800	
13P	884	1750	2400	1200	2000	900	
16P	1088	2100	2400	1300	2000	1000	2200
goods	2000	2500	3000	1600	2500	1600	
goods	3000	3000	3500	2000	3000		

## LIFT CAR CABINS

KING using imported design with scratch proof sheets


SS CABINS



SS GOLD FINISH CABINS



SS ROSE GOLD FINISH CABINS



## Framed Glass Doors




### Features :

- ❖ Using Scratch proof design sheets
- ❖ Eye-Catching transparency to your lift car
- ❖ Easy to maintenance
- ❖ Door closing force can be easily adjusted
- ❖ VVVF inverter gives a smoother operation with variable speed opening
- ❖ Infrared barrier for safety of the passengers

for prolonged support

# MS Powder Coated Landing Doors & Cabins



MS Automatic Doors

MS Telescopic Automatic Doors

## Powder Coat - Colours



- 1. Oxford Blue Glossy
- 2. Classic White
- 3. Milky White
- 4. Cherry / Wine Red
- 5. Golden Yellow
- 6. Pink Glossy
- 7. Steel Gray Satin
- 8. Ivory Glossy
- 9. Brilliant Green Glossy
- 10. Orange Glossy
- 11. PO Red Glossy
- 12. Rubine Pink Glossy
- 13. New Moon Glossy
- 14. Light Blue Glossy
- 15. Deep Blue Glossy

for prolonged support

## GOODS LIFT

(With Manual / Automatic Door)



Suitable protection at the entrance is given according to requirements. This ranges from swing type, M.S channeling for auto doors. All safety gears, required under the Indian factory Act, are provided in the lifts.

The recently introduced two speed telescopic type gates, working with electric door operators can also be provided.

Unlike passenger lifts, these lifts operate at considerably reduced speeds. Recommended speeds range from 50 to 80 ft. per minute. The control system in these types of lifts is usually of the semi automatic type or is fully steering. The lift car is designed to withstand the heaviest load traffic

## STRETCHER LIFT (HOSPITAL LIFT)


(With Manual / Automatic Door)



These stretcher lifts are mostly used in Hospitals & Nursing homes.

The Vertical Transportation system for modern hospitals has special requirements such as spacious & durable car, smooth & comfortable travel, accurate stop with emergency control features and above all, reliability with safety. The car dimensions are as per the Indian standard requirements for hospital lifts.

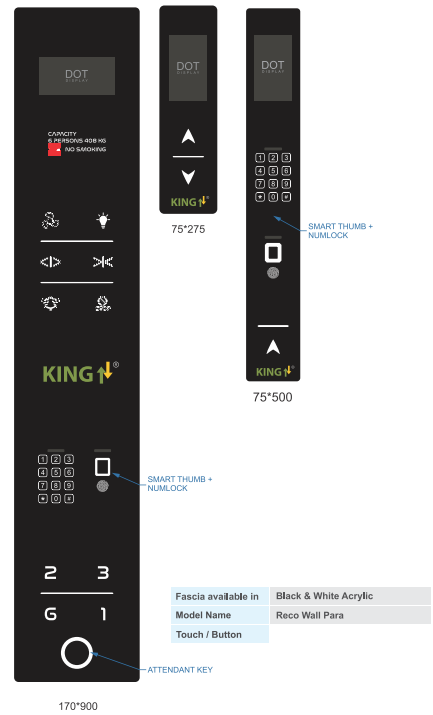
We have proficiency in producing a broad range of stretcher lifts that can be fitted in a stretcher or medical component with no trouble. Main features of these lifts are used for hospital purpose, modified as per client specifications, the best possible performance and smooth operation.



## CAR OPERATING TOUCH PANELS (COP & LOP)

The car operating panel is available with push buttons. The buttons emphasize functionality and are designed to standard. The panel ensures that communication with Passengers are absolutely reliable, clear & unmistakable. Standard:

- ❖ Door open & alarm button
- ❖ Visual confirmation of call Options:
- ❖ Voice floor announcement (English)



## LANDING OPERATING BUTTON PANELS (COP & LOP)

- Standard:
- ❖ Stylish panel with push button



## CONTROL FUNCTIONS

Standard	Dot matrix display / Seven segment display
	Stylish, resistant brushed stainless steel panel with glass display
	Light curtain
	Call acceptance (visual)
	Self Diagnostic, Self testing
	Automatic evacuation to nearest floor
	Overload detection
	Door open & Door Close buttons & Alarm buttons
	Auto fan & light cut - off
	Position indicator
Options	Duplex control
	Intercom
	Fireman control
	Attendant control by key switch
	Automatic return to main floor from parking floors



## ELEVATOR CONTROLLER

- ❖ Down collective, Full collective, collective-selective
- ❖ System for collapsible and auto door systems.
- ❖ Signal indicator per floor and gang switch compatible.
- ❖ Single speed, two speed and VVVF drive system.
- ❖ Fire switch, hooter control & auto fan facilities.
- ❖ Hall call buzzer, door open buzzer and voice announcement facilities.
- ❖ Call register indication with LED or lamp and floor number with LCD or seven segment or dot matrix display facility.
- ❖ Electrical & Mechanical safety is provided as a limit switch.
- ❖ Single phasing and reverse phasing protection.
- ❖ Auto attendant operation



## ARD SAFETY



When elevator stops between floors due to power failure, the ARD can supply power to allow the elevator to slowly land on the nearest floor and enable the door of the elevator to be opened automatically with the battery provided in the ARD, so as to let the passengers out safely.



## SAFETY SENSORS

Door open time is minimized using the Safety Ray (SR) or Multi-Beam Door Sensor feature that detects passengers boarding or exiting. Multiple infrared-light beams cover a door height of approximately 1800mm to detect passengers or objects as the doors close.

for prolonged support



## OUR CLIENTS

- M/s. Apollo Paints Pvt. Ltd.
- M/s. ZUDIO Show Room (TATA Group)
- M/s. DNR Corporation Pvt. Ltd
- M/s. Meridian Market Resources
- M/s. Koshyma Engineer Pvt. Ltd.
- M/s. V V Builders
- M/s. MAJ Foundation
- M/s. Progton Software Pvt. Ltd.
- M/s. Micro Infrastructure India Pvt. Ltd.
- M/s. SBEE Cabels india Pvt Ltd
- M/s. The Lotus Klassic
- M/s. NSL Construction Pvt.Ltd.
- Ayyappa Swamy Temple, Jalahalli
- Manasa Trust
- Universal Products Pvt. Ltd.
- Subbaiah Hospitals
- Usha Nursing Home
- Nava Sanjeevini Diagnostics
- Ganga Hospital
- Sridhar Nursing Home

for prolonged support



# KING <sup>®</sup> Elevators

For Prolonged Support...

## **KING ELEVATORS PVT LTD**

#415/1-1, Plat no. 3B, 2nd floor,  
KIADB Main Road, Opp. BWSSB,  
Peenya 1st Stage,  
Peenya Industrial area, Bangalore -58  
Tel : 080 41172679  
Mob : +91 953 888 5942, 914 850 2444  
E-mail : sales@kingelevators.com

## **BRANCH OFFICE :**

### **SHIMOGA**

Karnataka  
Mobile : +91 994 512 9162  
E-mail : sales@kingelevators.com

## **MADURAI, KANYAKUMARI, TAMILNADU**

Tel : 0465 2220213  
Mobile : +91 914 843 4213  
E-mail : nagercoil@kingelevators.com

### **CHENNAI**

Tamilnadu  
Mobile : +91 914 843 4213

### **HINDUPUR**

Andrapradesh  
Mobile : +91 953 888 5950

### **THIRUVANANTHAPURAM**

Kerala  
Mobile : +91 914 843 4213  
Nagercoil@kingelevators.com



Website



Facebook



Youtube



Instagram



[www.kingelevators.com](http://www.kingelevators.com)



FOR PROLONGED SUPPORT